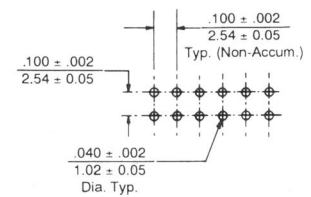
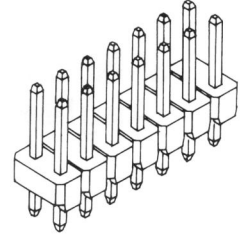
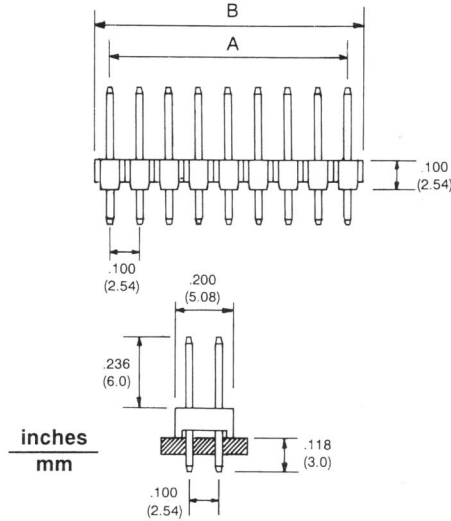




.100" (2.54mm) Center Headers

6522-N Series Dual Row Straight Header

- Material: PBT, UL 94V-0
- .025" (0.64mm) straight square wire pins
- Various pin lengths available
- 4-80 circuits available
- Mates with 6521 series housing
- Applicable PC board thickness: .063" (1.6mm)



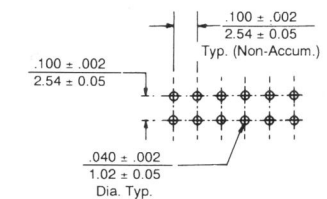
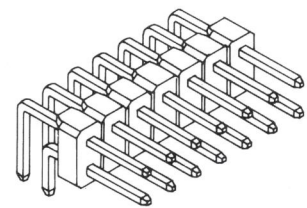
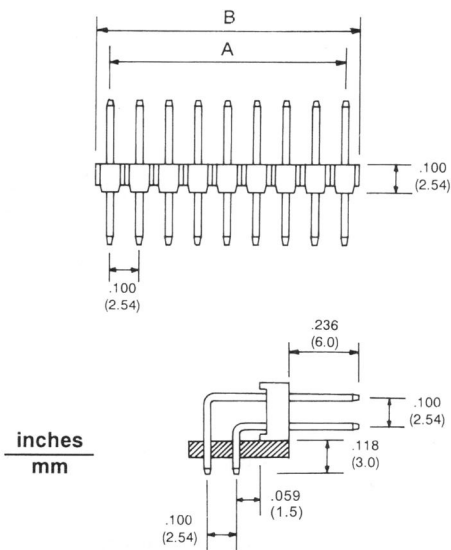
Dimensional Information - in. (mm) 6522/6523

Recommended P.C. Board Hole Layout

Circuits	Dim. A	Dim. B	Circuits	Dim. A	Dim. B	Circuits	Dim. A	Dim. B
4	0.100 (2.54)	0.200 (5.08)	30	1.400 (35.56)	1.500 (38.10)	56	2.700 (68.58)	2.800 (71.12)
6	0.200 (5.08)	0.300 (7.62)	32	1.500 (38.10)	1.600 (40.64)	58	2.800 (71.12)	2.900 (73.66)
8	0.300 (7.62)	0.400 (10.16)	34	1.600 (40.64)	1.700 (43.18)	60	2.900 (73.66)	3.000 (76.20)
10	0.400 (10.16)	0.500 (12.70)	36	1.700 (43.18)	1.800 (45.72)	62	3.000 (76.20)	3.100 (78.74)
12	0.500 (12.70)	0.600 (15.24)	38	1.800 (45.72)	1.900 (48.26)	64	3.100 (78.74)	3.200 (81.28)
14	0.600 (15.24)	0.700 (17.78)	40	1.900 (48.26)	2.000 (50.80)	66	3.200 (81.28)	3.300 (83.82)
16	0.700 (17.78)	0.800 (20.32)	42	2.000 (50.80)	2.100 (53.34)	68	3.300 (83.82)	3.400 (86.36)
18	0.800 (20.32)	0.900 (22.86)	44	2.100 (53.34)	2.200 (55.88)	70	3.400 (86.36)	3.500 (88.90)
20	0.900 (22.86)	1.000 (25.40)	46	2.200 (55.88)	2.300 (58.42)	72	3.500 (88.90)	3.600 (91.44)
22	1.000 (25.40)	1.100 (27.94)	48	2.300 (58.42)	2.400 (60.96)	74	3.600 (91.44)	3.700 (93.98)
24	1.100 (27.94)	1.200 (30.48)	50	2.400 (60.96)	2.500 (63.50)	76	3.700 (93.98)	3.800 (96.52)
26	1.200 (30.48)	1.300 (33.02)	52	2.500 (63.50)	2.600 (66.04)	78	3.800 (96.52)	3.900 (99.06)
28	1.300 (33.02)	1.400 (35.56)	54	2.600 (66.04)	2.700 (68.58)	80	3.900 (99.06)	4.000 (101.60)

6523-N Series Dual Row Right Angle Header

- PBT, UL 94V-0
- .025" (0.64mm) right angle square wire pins
- Various pin lengths available
- 4-80 circuits available
- Mates with 6521 series housing
- Applicable PC board thickness: .063" (1.6mm)



Recommended P.C. Board Hole Layout

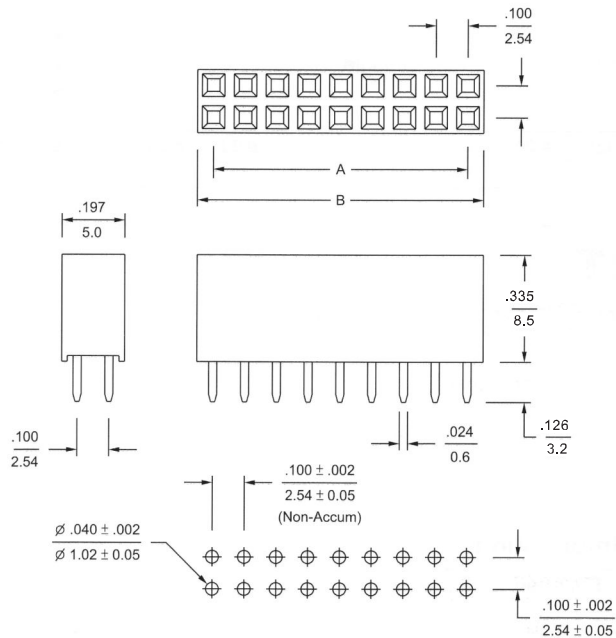


.100"(2.54mm) Center Headers

9913-N Series Dual Row Straight Header

- 4 ~ 86 circuits available
- Material: PBT (UL 94V-0)
- Copper alloy
- Various pin lengths available

inches
mm



Dimensional Information (mm)

Part No.	Dim. A	Dim. B
9913-N	2.54 x (N / 2 - 1)	1.27xN+0.6

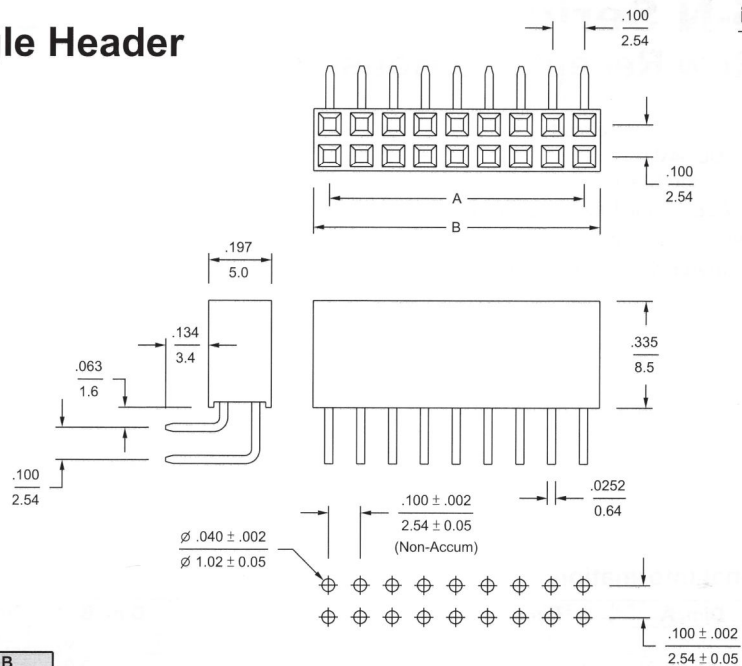
&& N = Number of contact, 4 ~ 86

P.C.B. hole dimensions

9914-N Series Dual Row Right Angle Header

- 2 ~ 80 circuits available
- Material: PBT(UL 94V-0)
- Gold flash phosphor bronze
- Various pin lengths available

inches
mm



Dimensional Information (mm)

Part No.	Dim. A	Dim. B
9914-N	2.54 x (N / 2 - 1)	1.27xN+0.6

&& N = Number of contact, 2 ~ 80

P.C.B. hole dimensions