.197"(5.0mm) / .295"(7.5mm) Connector and Header

8830T Series
Crimp Terminal

- Used in ALEX 8831-N series housing

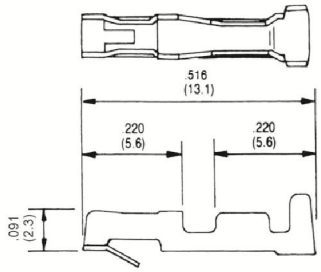

Part No.	Applicable wires		Insulation O.D. in. (mm)	Material	Finish
	mm²	AWG #			
8830T	0.13 ~ 0.5	26 ~ 20	.051 ~ .106 (1.3 ~ 2.7)	Brass	Tin-plated

Note: Contact us for details if you wish to use shielded wires, thin wires or other special wires, or if you wish to crimp two wires in one contact.

8831-N Series
Crimp Terminal Housing



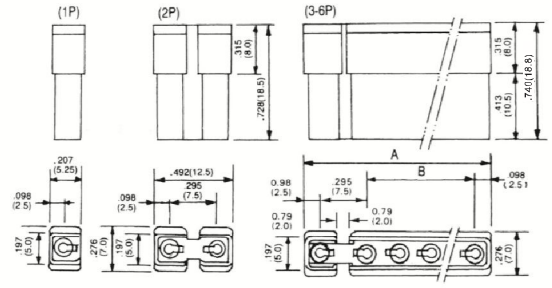

Features/Dimensions:

- Mates with .061" (1.55mm) round pins
- 1-6 Circuits available
- Accepts ALEX 8830T terminal
- UL 94V-0 nylon 66
- Polarization through varied center spacing between circuit 1 & 2
- UL File No. : E114003

Ordering and Dimensional Information - in. (mm)

Circuits	Part No.	Dim. A	Dim. B	Circuits	Part No.	Dim. A	Dim. B
2	8831-02	.512 (13.0)	–	5	8831-05	1.102 (28.0)	.591 (15,0)
3	8831-03	.709 (18.0)	.197 (5.0)	6	8831-06	1.300 (33.0)	.787 (20,0)
4	8831-04	.906 (23.0)	.394 (10.0)				

8832-N Series
Straight Pin Headers

Features/Dimensions

- 1-6 Circuits available
- UL 94V-0 nylon 66
- Polarization through varied center spacing between circuit 1 and 2
- Mates with 8831 series housing
- .061" (1.55mm) Straight round wire pins
- Tin plated brass pins. Plating options available
- UL File No. : E114003

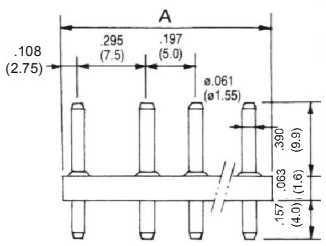

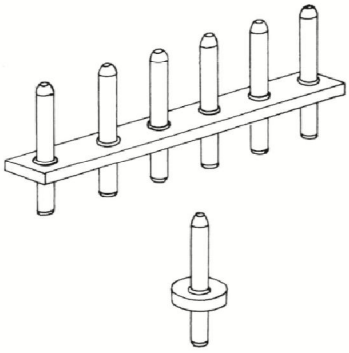

Dimensional Information

Circuits	Dim. A	Circuits	Dim. A	Circuits	Dim. A	Circuits	Dim. A	Circuits	Dim. A
2	.512 13.0	3	.709 18.0	4	.906 23.0	5	1.102 28.0	6	1.300 33.0

080047-亞式目錄.indd 章節1:216 2015/9/18 下午1:07